Data sheet
2026-10-25

T6 Plan

Myson T6 Plan has a central connection for easy installation

- Highly effective water distribution.
- Maintains a more constant room temperature.
- Easy to install.
- Suitable for low temperature systems.
- Stylish flat front design.

Myson **T6 Plan** radiator fits perfectly into any room thanks to its stylish flat front design and good looks. Its patented T distribution system ensures balanced heating and effective water distribution, whilst a pioneering central connection allows for easy installation. Myson T6 Plan offers the ultimate in design and installation flexibility.

Area of application
Myson T6 Plan Radiator is ideal for hydronic hot water systems in residential and commercial settings. It is equipped with features such as a central connection for any size radiator, effective water distribution via patented T distribution system, pre-set factory-fitted valve, outputs between 339W to 4454W, and 7 connection options with central being optimal.

Sizing
Use a heat loss calculator to determine which T6 Plan Radiator gives you the optimal indoor climate comfort. With a wide range of sizes, searching for a direct replacement is easier.

Usage
The radiator is supplied with wall brackets. A Thermostatic Radiator Valve (TRV) can be installed to control room temperature but is sold separately. Factory fittings include pre-set valves and air vents, which can be reinstalled on either side if required. Ensure end caps are applied to unused connections.

AMA Text
Myson T6 Plan Radiator is designed for hydronic hot water systems with a patented T distribution system for balanced heating and optimum water distribution. This radiator supports various sizes and configurations, including a central connection that simplifies installation. Equipped with factory-fitted pre-set valves and air vents, it ensures ease of use. It offers heat outputs ranging from 339W to 4454W, accommodating different room sizes and heating needs. Suitable for residential and commercial applications, it supports up to 110°C operating temperature and 10 bar working pressure. Radiators are finished in white (RAL 9016) and come with a 10-year guarantee.

Specifications

PROPERTIES	UNIT	VALUES
ETIM Class		EC011022
Material		Steel
Type		11, 21, 22
Surface structure		Flat smooth
Max working pressure	bar	10
Number of standard connections		6
Heat output according to recognized EN 442 laboratory		Yes
Max. Operating Temperature	°C	110
Standard color		Yes
Color		White
RAL number		9016
Grill/Cover plate		Yes
Grill/Cover plate		Yes
Gloss value		Glossy
Thread dimension (inch)		1/2 inch
Thread connection		External thread
With single-point connection		Yes
With air vent connection		Yes
With air valve/vent		Yes
With drain option		Yes

Documents

DOCUMENTS	DOCUMENT TYPE	LINK
Colour options	Brochure	https://asset.productmarketingcloud.com/api/assetstorage/3577_559d73e5-f4c7-4bc1-a5d1-5d81098413e7
Myson Complete Solutions - Full Brochure	Brochure	https://asset.productmarketingcloud.com/api/assetstorage/3577_8031f314-369f-4cf3-af0a-a9fc03976b1b
Myson Premium Panel & Designer Radiators	Brochure	https://asset.productmarketingcloud.com/api/assetstorage/3577_7699fabc-51e3-4ceb-9b37-139ffed451d7
Product Warranty	Warranty	https://asset.productmarketingcloud.com/api/assetstorage/3577_ee6ba5d6-3073-4ac1-8de0-f0c719a2c4ab
Vonova T6 Connection Options	Installation	https://asset.productmarketingcloud.com/api/assetstorage/3577_122b242a-214a-445f-b81d-57c78a6591cd

Resources

ProductImage - T6 Plan

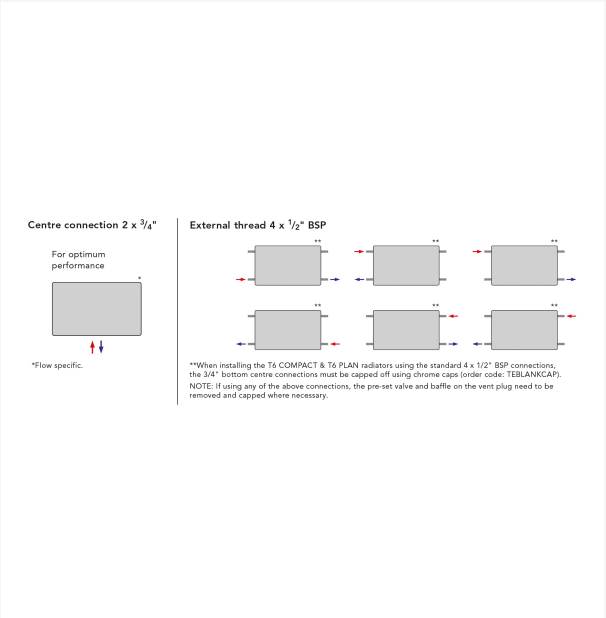

Installation - Vonova T6 Connection Options

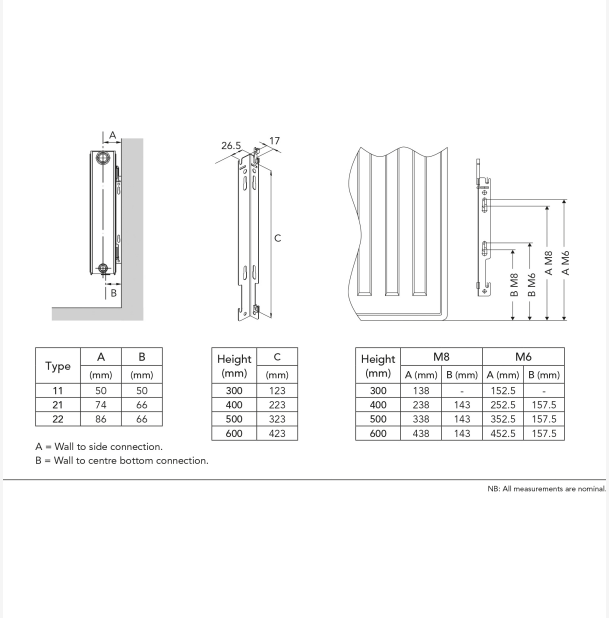

Type	A	B
	(mm)	(mm)
11	50	50
21	74	66
22	86	66

Height (mm)	C (mm)
300	123
400	223
500	323
600	423

Height (mm)	M8		M6	
	A (mm)	B (mm)	A (mm)	B (mm)
300	138	-	152.5	-
400	238	143	252.5	157.5
500	338	143	352.5	157.5
600	438	143	452.5	157.5

A = Wall to side connection.
B = Wall to centre bottom connection.

NB: All measurements are nominal.

DimensionalDrawing - Vonova T6 Mounting Position, Dimensions and Wall Brackets

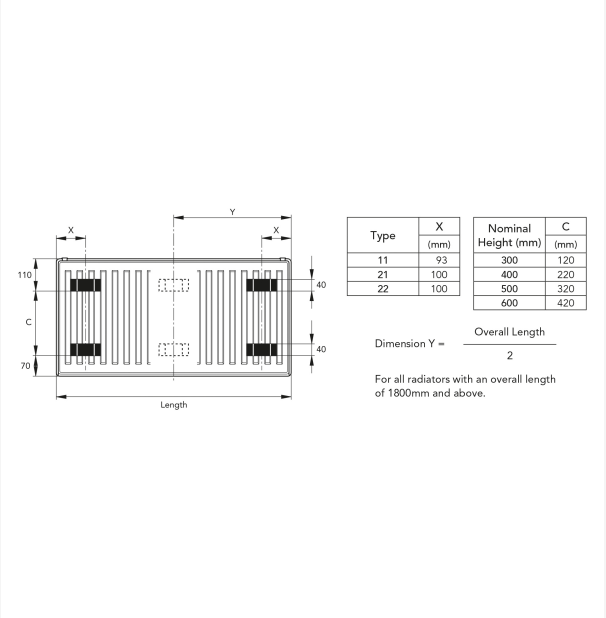

Type	X
	(mm)
11	93
21	100
22	100

Nominal Height (mm)	C (mm)
300	120
400	220
500	320
600	420

$$\text{Dimension Y} = \frac{\text{Overall Length}}{2}$$

For all radiators with an overall length of 1800mm and above.

DimensionalDrawing - Vonova T6 Bracket Positions and Dimensions

Resources



DimensionalDrawing - T6 3010 Plan/Deco type 33 H400_900, side view

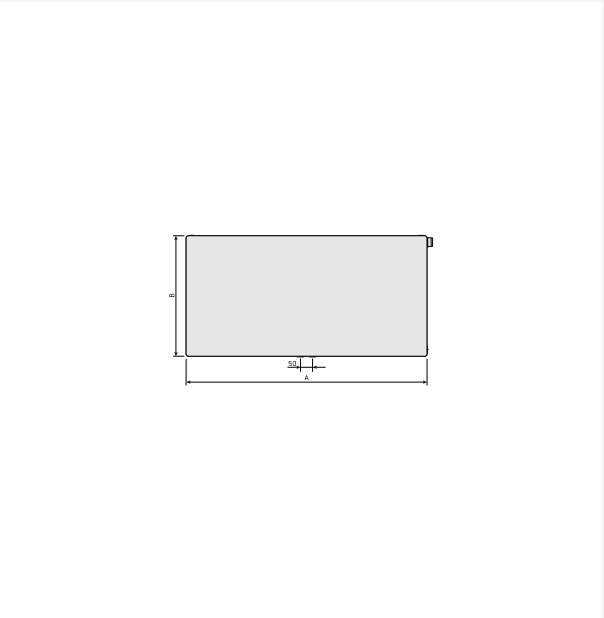

DimensionalDrawing - T6 3010 Plan, front view



DimensionalDrawing - T6 3010 Plan/Déco, type 33, top view

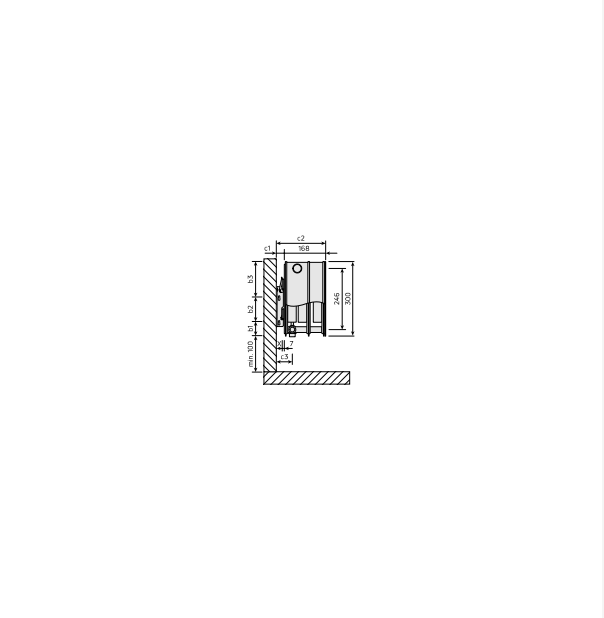

DimensionalDrawing - T6 3010 Plan/Deco type 33 H300, side view

Resources

DimensionalDrawing - T6 3010 Plan/Déco, type 22, top view

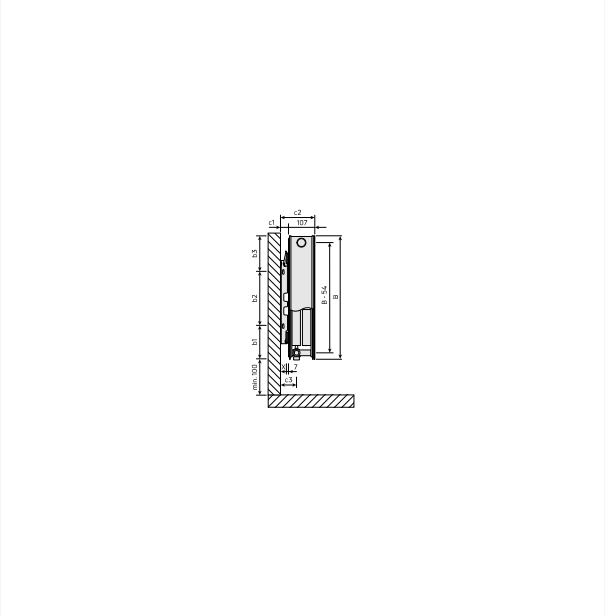

DimensionalDrawing - T6 3010 Plan/Deco type 22 H400_900, side view

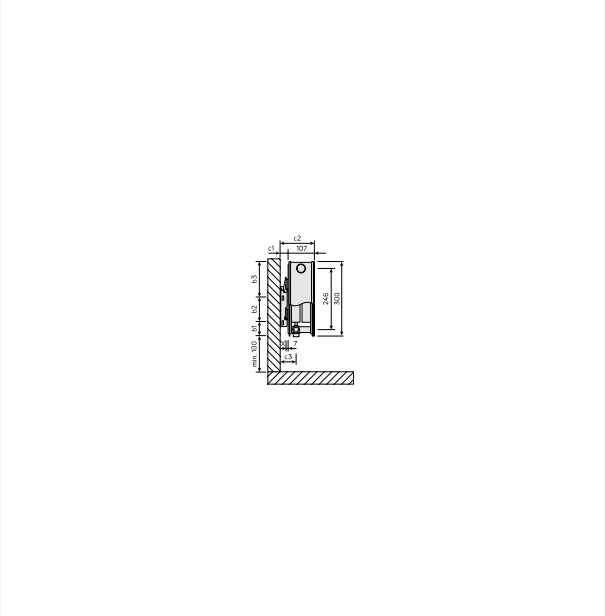

DimensionalDrawing - T6 3010 Plan/Deco type 22 H300, side view

DimensionalDrawing - T6 3010 Plan/Déco, type 21, top view

Resources

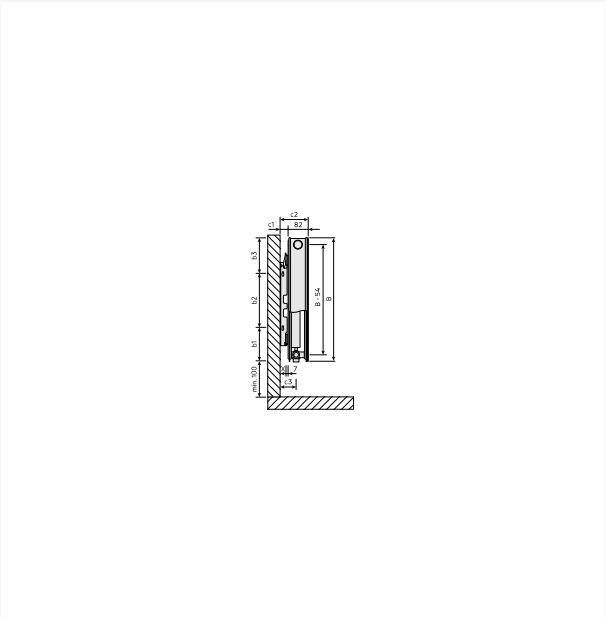

DimensionalDrawing - T6 3010 Plan/Deco type 21 H400_900, side view



DimensionalDrawing - T6 3010 Plan/Deco type 21 H300, side view

DimensionalDrawing - T6 3010 Plan/Déco, type 11, top view

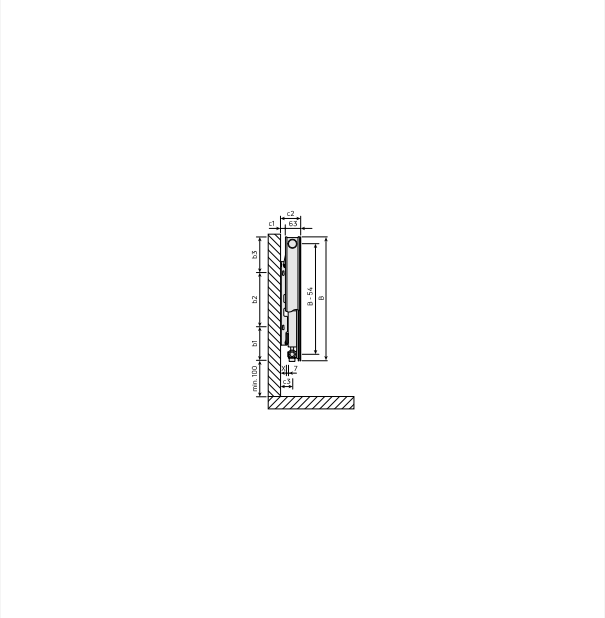

DimensionalDrawing - T6 3010 Plan/Deco type 11 H400_900, side view

Resources

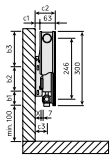

DimensionalDrawing - T6 3010 Plan/Déco, type 11 H300, Side view

Related products

Twin Entry Valves

300

HEIGHT 300 mm	LENGTH	DEPTH	ITEM NO	(Btu/H) 55/45/20°C	(Btu/H) 75/65/20°C	VOLUME (l)	N-EXPONENT	WEIGHT (kg)
Type 11								
	600	63	T6P30SC60	557	1088	1.0	1.31	6.9
	1000	63	T6P30SC100	929	1815	2.0	1.31	1.3
	1400	63	T6P30SC140	1301	2542	3.0	1.31	14.3
	2000	63	T6P30SC200	1858	3630	4.0	1.31	19.1
Type 22								
	600	107	T6P30DC60	1034	2013	2.0	1.30	11.4
	1000	107	T6P30DC100	1724	3357	3.0	1.30	17.9
	1400	107	T6P30DC140	2415	4702	4.0	1.30	24.4
	2000	107	T6P30DC200	3449	6715	6.0	1.30	34.3

400

HEIGHT 400 mm	LENGTH	DEPTH	ITEM NO	(Btu/H) 55/45/20°C	(Btu/H) 75/65/20°C	VOLUME (l)	N-EXPONENT	WEIGHT (kg)
Type 11								
	400	63	T6P40SC40	459	901	1.0	1.32	6.6
	600	63	T6P40SC60	688	1351	2.0	1.32	8.8
	800	63	T6P40SC80	918	1802	2.0	1.32	11.1
	1000	63	T6P40SC100	1147	2252	3.0	1.32	13.5
	1200	63	T6P40SC120	1376	2702	3.0	1.32	15.8
	1400	63	T6P40SC140	1606	3153	4.0	1.32	18.4
	1600	63	T6P40SC160	1835	3603	4.0	1.32	2.8
	1800	63	T6P40SC180	2064	4053	5.0	1.32	23.3
	2000	63	T6P40SC200	2294	4504	5.0	1.32	25.3
Type 22								
	400	107	T6P40DC40	925	1822	2.0	1.33	1.5
	600	107	T6P40DC60	1388	2736	3.0	1.33	14.9
	800	107	T6P40DC80	1851	3647	4.0	1.33	19.4
	1000	107	T6P40DC100	2313	4558	5.0	1.33	23.9
	1200	107	T6P40DC120	2775	5469	6.0	1.33	28.3
	1400	107	T6P40DC140	3237	6380	7.0	1.33	32.8
	1600	107	T6P40DC160	3702	7295	8.0	1.33	37.3
	1800	107	T6P40DC180	4164	8206	9.0	1.33	41.9
	2000	107	T6P40DC200	4626	9117	10.0	1.33	46.3

500

HEIGHT 500 mm	LENGTH	DEPTH	ITEM NO	(Btu/H) 55/45/20°C	(Btu/H) 75/65/20°C	VOLUME (l)	N-EXPONENT	WEIGHT (kg)
Type 11								
	400	63	T6P50SC40	548	1071	1.0	1.31	7.2
	600	63	T6P50SC60	820	1604	2.0	1.31	10.4
	800	63	T6P50SC80	1094	2139	3.0	1.31	12.5
	1000	63	T6P50SC100	1368	2675	3.0	1.31	15.1
	1200	63	T6P50SC120	1642	3211	4.0	1.31	17.8
	1400	63	T6P50SC140	1915	3746	5.0	1.31	2.7
	1600	63	T6P50SC160	2188	4279	5.0	1.31	23.3
	1800	63	T6P50SC180	2462	4814	6.0	1.31	26.0
	2000	63	T6P50SC200	2736	5350	7.0	1.31	28.6
Type 21								
	400	82	T6P50DPX40	824	1600	2.0	1.30	1.2
	600	82	T6P50DPX60	1237	2402	4.0	1.30	14.4
	800	82	T6P50DPX80	1648	3200	5.0	1.30	18.6
	1000	82	T6P50DPX100	2061	4002	6.0	1.30	22.9
	1200	82	T6P50DPX120	2474	4804	7.0	1.30	27.1
	1400	82	T6P50DPX140	2886	5603	9.0	1.30	31.5
	1600	82	T6P50DPX160	3298	6404	10.0	1.30	35.6
	1800	82	T6P50DPX180	3710	7203	11.0	1.30	40.0
	2000	82	T6P50DPX200	4123	8005	12.0	1.30	44.2
Type 22								
	400	107	T6P50DC40	1056	2074	2.0	1.32	11.9
	600	107	T6P50DC60	1584	3112	4.0	1.32	17.0
	800	107	T6P50DC80	2112	4149	5.0	1.32	22.4
	1000	107	T6P50DC100	2640	5186	6.0	1.32	27.2
	1200	107	T6P50DC120	3167	6223	7.0	1.32	32.3

500

HEIGHT 500 mm	LENGTH	DEPTH	ITEM NO	(Btu/H) 55/45/20°C	(Btu/H) 75/65/20°C	VOLUME (l)	N-EXPONENT	WEIGHT (kg)
	1400	107	T6P50DC140	3696	7261	9.0	1.32	37.4
	1600	107	T6P50DC160	4224	8298	10.0	1.32	42.5
	1800	107	T6P50DC180	4751	9335	11.0	1.32	47.8
	2000	107	T6P50DC200	5279	10372	12.0	1.32	52.8

600

HEIGHT 600 mm	LENGTH	DEPTH	ITEM NO	(Btu/H) 55/45/20°C	(Btu/H) 75/65/20°C	VOLUME (l)	N-EXPONENT	WEIGHT (kg)
Type 11								
	400	63	T6P60SC40	593	1153	1.0	1.30	7.9
	600	63	T6P60SC60	887	1726	2.0	1.30	1.9
	800	63	T6P60SC80	1184	2303	3.0	1.30	13.8
	1000	63	T6P60SC100	1480	2880	4.0	1.30	16.7
	1200	63	T6P60SC120	1776	3456	4.0	1.30	19.7
	1400	63	T6P60SC140	2073	4033	5.0	1.30	22.9
	1600	63	T6P60SC160	2367	4606	6.0	1.30	25.8
	1800	63	T6P60SC180	2664	5183	7.0	1.30	28.8
	2000	63	T6P60SC200	2960	5759	7.0	1.30	31.7
	2600	63	T6P60SC260	3848	7486	10.0	1.30	41.8
Type 21								
	400	82	T6P60DPX40	912	1774	3.0	1.30	11.5
	600	82	T6P60DPX60	1370	2665	4.0	1.30	16.3
	800	82	T6P60DPX80	1827	3552	6.0	1.30	21.2
	1000	82	T6P60DPX100	2283	4439	7.0	1.30	26.5
	1200	82	T6P60DPX120	2739	5326	9.0	1.30	3.9
	1400	82	T6P60DPX140	3195	6213	10.0	1.30	35.7
	1600	82	T6P60DPX160	3653	7104	11.0	1.30	4.6
	1800	82	T6P60DPX180	4109	7991	13.0	1.30	45.6
	2000	82	T6P60DPX200	4565	8878	14.0	1.30	5.4
Type 22								
	400	107	T6P60DC40	1151	2279	3.0	1.34	13.2
	600	107	T6P60DC60	1725	3415	4.0	1.34	18.9
	800	107	T6P60DC80	2301	4555	6.0	1.34	24.6
	1000	107	T6P60DC100	2877	5695	7.0	1.34	3.4

600

HEIGHT 600 mm	LENGTH	DEPTH	ITEM NO	(Btu/H) 55/45/20°C	(Btu/H) 75/65/20°C	VOLUME (l)	N-EXPONENT	WEIGHT (kg)
	1200	107	T6P60DC120	3452	6834	9.0	1.34	36.4
	1400	107	T6P60DC140	4028	7974	10.0	1.34	41.9
	1600	107	T6P60DC160	4602	9110	11.0	1.34	47.5
	1800	107	T6P60DC180	5177	10250	13.0	1.34	53.3
	2000	107	T6P60DC200	5753	11389	14.0	1.34	59.2
	2600	107	T6P60DC260	7478	14805	18.0	1.34	76.7