



Data sheet

2026-04-19

T6 Compact

Myson T6 Compact panel radiator guarantees balanced heating



- ✓ Patented T6 technology
- ✓ Easy to install
- ✓ Well-balanced heating
- ✓ Suitable for low temperature systems
- ✓ Top grille & side panels included

Myson **T6 Compact** panel radiators have a patented T distribution system which ensures balanced heating and the most effective water distribution, whilst a pioneering central connection allows for easy installation. The T6 Compact is fitted with top grille and side panels and offers the ultimate in design and installation flexibility.



Area of application

The T6 Compact Hydronic Radiator is suitable for 2-pipe pumped indirect domestic and commercial heating applications. Ideal for hot water systems, it's designed for a maximum operating temperature of 110°C, working pressure up to 10 bar, and tested to 13 bar.

Sizing

Use a heat loss calculator to determine which T6 Compact Radiator gives optimal indoor climate comfort. For quick selection, use our brochure.

Usage

Wall brackets are supplied with the radiator. A Thermostatic Radiator Valve can be installed with the radiator to control room temperature (sold separately). Ensure connections are secure and check for leaks after installation. Follow all safety guidelines.

AMA Text

The Myson T6 Compact Hydronic Radiator is designed for 2-pipe pumped indirect domestic and commercial heating applications. Utilizing patented T6 technology, it features a central connection for easy installation, allowing for any size radiator to be installed after pipe placement. The radiator ensures balanced heating and effective water distribution, helping maintain a more constant room temperature. The T6 Compact comes with a pre-set valve for proper flow rates and can be fitted with a Thermostatic Radiator Valve to control room temperature. This product carries a CE and UKCA mark and is tested to BS EN 442 standards. Finished in RAL 9016 white, it includes wall brackets, side panels, top grille, and offers a 10-year guarantee against manufacturing defects. Maximum operating temperature is 110°C, with a working pressure of up to 10 bar. Delivery takes 2-5 working days for stocked items and 4-5 weeks for non-stocked items.



Specifications

PROPERTIES	UNIT	VALUES
ETIM Class		ECO11022
Material		Steel
Type		11, 21, 22
Surface structure		Profiled
Max working pressure	bar	10
Number of standard connections		6
Heat output according to recognized EN 442 laboratory		Yes
Standard color		Yes
Color		White
Grill/Cover plate		Yes
Grill/Cover plate		Yes
RAL number		9016
Gloss value		Glossy
Thread dimension (inch)		1/2 inch
Thread connection		External thread
With single-point connection		Yes
With air vent connection		Yes
With air valve/vent		Yes
With drain option		Yes




Documents

DOCUMENTS	DOCUMENT TYPE	LINK
Colour options	Brochure	https://asset.productmarketingcloud.com/api/assetstorage/3577_559d73e5-f4c7-4bc1-a5d1-5d81098413e7
Myson Complete Solutions - Full Brochure	Brochure	https://asset.productmarketingcloud.com/api/assetstorage/3577_8031f314-369f-4cf3-af0a-a9fc03976b1b
Myson Premium Panel & Designer Radiators	Brochure	https://asset.productmarketingcloud.com/api/assetstorage/3577_7699fabcd-51e3-4ceb-9b37-139ffed451d7
Product Warranty	Warranty	https://asset.productmarketingcloud.com/api/assetstorage/3577_ee6ba5d6-3073-4ac1-8de0-f0c719a2c4ab
Vonova T6 Connection Options	Installation	https://asset.productmarketingcloud.com/api/assetstorage/3577_122b242a-214a-445f-b81d-57c78a6591cd

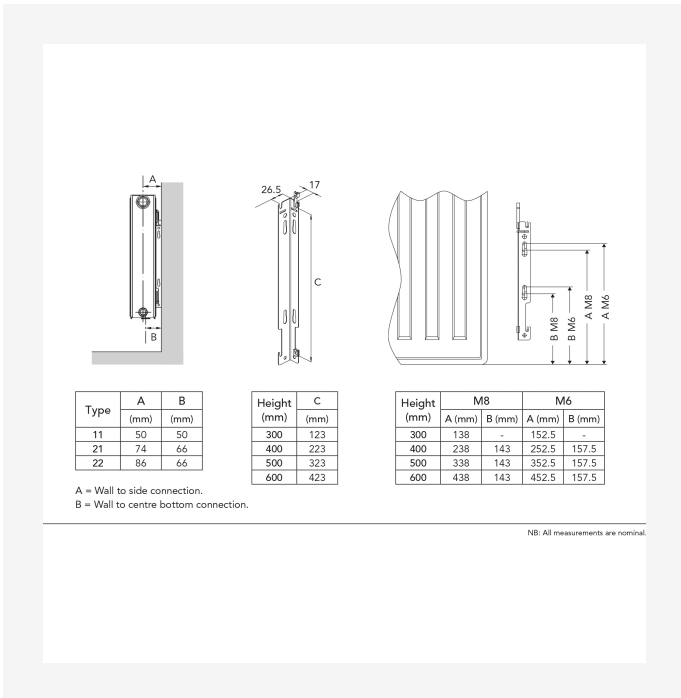


Resources

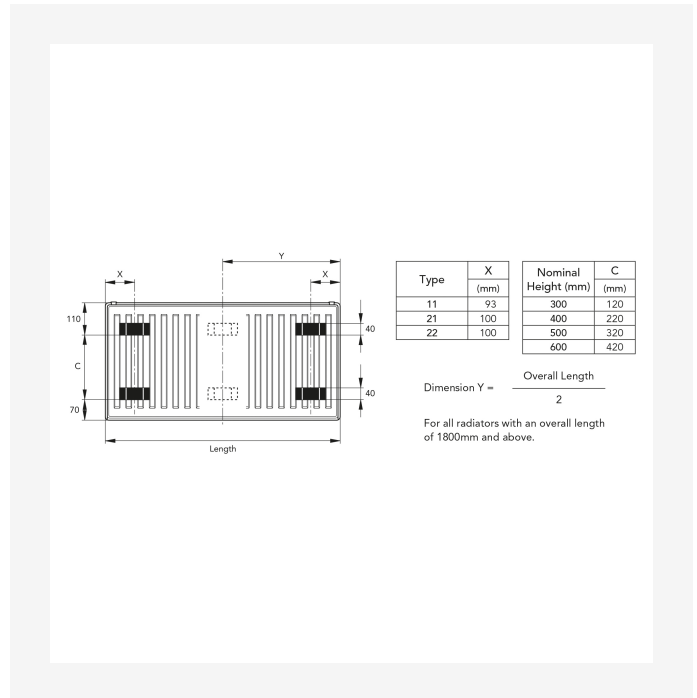


ProductImage - T6 Compact

Installation - Vonova T6 Connection Options



DimensionalDrawing - Vonova T6 Mounting Position, Dimensions and Wall Brackets



DimensionalDrawing - Vonova T6 Bracket Positions and Dimensions



Resources



DimensionalDrawing - T6 3010, type 33, Top view

DimensionalDrawing - T6 3010, type 22, Top view




DimensionalDrawing - T6 3010, type 21, Top view


DimensionalDrawing - T6 3010, type 11, Top view



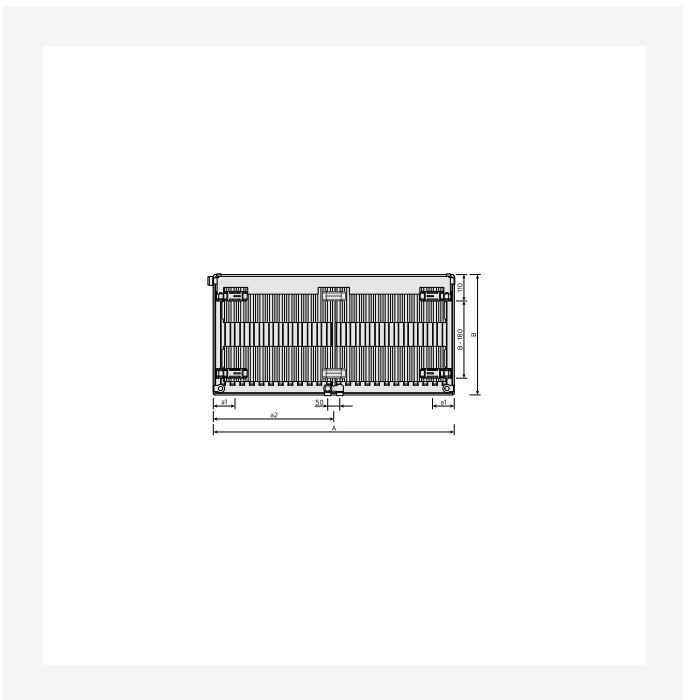
Resources



DimensionalDrawing - T6 3010, front view



DimensionalDrawing - T6 3010 type 21,22,33, back view



DimensionalDrawing - T6 3010 type 11, back view



300

HEIGHT 300 mm	LENGTH	DEPTH	ITEM NO	(Btu/H) 55/45/20°C	(Btu/H) 75/65/20°C	VOLUME (l)	N-EXPONENT	WEIGHT (kg)
Type 11								
600	61	T6C30SC60	587	1157	1.0	1.33	6.9	
1000	61	T6C30SC100	977	1928	2.0	1.33	1.3	
1400	61	T6C30SC140	1368	2699	3.0	1.33	14.3	
2000	61	T6C30SC200	1955	3856	4.0	1.33	19.1	
Type 22								
600	105	T6C30DC60	1078	2102	2.0	1.31	11.4	
1000	105	T6C30DC100	1796	3501	4.0	1.31	17.9	
1400	105	T6C30DC140	2513	4900	5.0	1.31	24.4	
2000	105	T6C30DC200	3591	7001	8.0	1.31	34.3	



400

HEIGHT 400 mm	LENGTH	DEPTH	ITEM NO	(Btu/H) 55/45/20°C	(Btu/H) 75/65/20°C	VOLUME (l)	N-EXPONENT	WEIGHT (kg)
Type 11								
400	61	T6C40SC40	487	966	1.0	1.34	6.6	
600	61	T6C40SC60	731	1450	2.0	1.34	8.8	
800	61	T6C40SC80	973	1931	2.0	1.34	11.1	
1000	61	T6C40SC100	1217	2416	3.0	1.34	13.5	
1200	61	T6C40SC120	1461	2900	3.0	1.34	15.8	
1400	61	T6C40SC140	1703	3381	4.0	1.34	18.4	
1600	61	T6C40SC160	1948	3866	4.0	1.34	2.8	
1800	61	T6C40SC180	2190	4347	5.0	1.34	23.3	
2000	61	T6C40SC200	2434	4831	5.0	1.34	25.3	
Type 22								
400	105	T6C40DC40	928	1853	2.0	1.35	1.5	
600	105	T6C40DC60	1391	2777	3.0	1.35	14.9	
800	105	T6C40DC80	1856	3705	4.0	1.35	19.4	
1000	105	T6C40DC100	2320	4630	5.0	1.35	23.9	
1200	105	T6C40DC120	2783	5555	6.0	1.35	28.3	
1400	105	T6C40DC140	3248	6483	7.0	1.35	32.8	
1600	105	T6C40DC160	3711	7407	8.0	1.35	37.3	
1800	105	T6C40DC180	4176	8336	9.0	1.35	41.9	
2000	105	T6C40DC200	4639	9260	10.0	1.35	46.3	



500

HEIGHT 500 mm	LENGTH	DEPTH	ITEM NO	(Btu/H) 55/45/20°C	(Btu/H) 75/65/20°C	VOLUME (l)	N-EXPONENT	WEIGHT (kg)
Type 11								
400	61		T6C50SC40	583	1150	1.0	1.33	7.2
520	61		T6C50SC52	757	1494	2.0	1.33	8.8
600	61		T6C50SC60	875	1726	2.0	1.33	10.4
720	61		T6C50SC72	1050	2071	2.0	1.33	11.4
800	61		T6C50SC80	1166	2300	3.0	1.33	12.5
920	61		T6C50SC92	1342	2648	3.0	1.33	14.8
1000	61		T6C50SC100	1458	2876	3.0	1.33	15.1
1200	61		T6C50SC120	1750	3453	4.0	1.33	17.8
1400	61		T6C50SC140	2041	4026	5.0	1.33	2.7
1600	61		T6C50SC160	2333	4603	5.0	1.33	23.3
1800	61		T6C50SC180	2624	5176	6.0	1.33	26.0
2000	61		T6C50SC200	2916	5753	7.0	1.33	28.6
Type 21								
400	80		T6C50DPX40	852	1675	2.0	1.32	1.2
520	80		T6C50DPX52	1108	2177	3.0	1.32	12.7
600	80		T6C50DPX60	1277	2511	4.0	1.32	14.4
720	80		T6C50DPX72	1533	3013	4.0	1.32	17.0
800	80		T6C50DPX80	1705	3351	5.0	1.32	18.6
920	80		T6C50DPX92	1960	3852	6.0	1.32	21.2
1000	80		T6C50DPX100	2130	4187	6.0	1.32	22.9
1200	80		T6C50DPX120	2555	5022	7.0	1.32	27.1
1400	80		T6C50DPX140	2982	5862	9.0	1.32	31.5
1600	80		T6C50DPX160	3408	6698	10.0	1.32	35.6
1800	80		T6C50DPX180	3834	7537	11.0	1.32	40.0



500

HEIGHT 500 mm	LENGTH	DEPTH	ITEM NO	(Btu/H) 55/45/20°C	(Btu/H) 75/65/20°C	VOLUME (l)	N-EXPONENT	WEIGHT (kg)
	2000	80	T6C50DPX200	4260	8373	12.0	1.32	44.2
Type 22								
	520	105	T6C50DC52	1384	2736	3.0	1.33	14.9
	600	105	T6C50DC60	1599	3160	4.0	1.33	17.0
	720	105	T6C50DC72	1918	3791	4.0	1.33	2.7
	800	105	T6C50DC80	2130	4210	5.0	1.33	22.4
	920	105	T6C50DC92	2451	4845	6.0	1.33	25.2
	1000	105	T6C50DC100	2663	5265	6.0	1.33	27.2
	1200	105	T6C50DC120	3197	6319	7.0	1.33	32.3
	1400	105	T6C50DC140	3728	7370	9.0	1.33	37.4
	1600	105	T6C50DC160	4262	8424	10.0	1.33	42.5
	1800	105	T6C50DC180	4793	9475	11.0	1.33	47.8
	2000	105	T6C50DC200	5326	10529	12.0	1.33	52.8



600

HEIGHT 600 mm	LENGTH	DEPTH	ITEM NO	(Btu/H) 55/45/20°C	(Btu/H) 75/65/20°C	VOLUME (l)	N-EXPONENT	WEIGHT (kg)
Type 11								
400	61		T6C60SC40	654	1283	1.0	1.32	7.9
520	61		T6C60SC52	849	1665	2.0	1.32	10.2
600	61		T6C60SC60	979	1921	2.0	1.32	1.9
720	61		T6C60SC72	1176	2307	3.0	1.32	12.6
800	61		T6C60SC80	1306	2562	3.0	1.32	13.8
920	61		T6C60SC92	1503	2948	3.0	1.32	15.6
1000	61		T6C60SC100	1633	3204	4.0	1.32	16.7
1120	61		T6C60SC112	1830	3589	4.0	1.32	18.5
1200	61		T6C60SC120	1960	3845	4.0	1.32	19.7
1320	61		T6C60SC132	2155	4227	5.0	1.32	21.7
1400	61		T6C60SC140	2287	4487	5.0	1.32	22.9
1600	61		T6C60SC160	2613	5125	6.0	1.32	25.8
1800	61		T6C60SC180	2939	5766	7.0	1.32	28.8
2000	61		T6C60SC200	3267	6408	7.0	1.32	31.7
2600	61		T6C60SC260	4246	8329	10.0	1.32	41.8
Type 21								
400	80		T6C60DPX40	949	1853	3.0	1.31	11.5
520	80		T6C60DPX52	1234	2409	4.0	1.31	14.4
600	80		T6C60DPX60	1422	2777	4.0	1.31	16.3
720	80		T6C60DPX72	1707	3334	5.0	1.31	19.2
800	80		T6C60DPX80	1897	3705	6.0	1.31	21.2
920	80		T6C60DPX92	2181	4258	7.0	1.31	24.1
1000	80		T6C60DPX100	2371	4630	7.0	1.31	26.5
1120	80		T6C60DPX112	2656	5186	8.0	1.31	28.9



600

HEIGHT 600 mm	LENGTH	DEPTH	ITEM NO	(Btu/H) 55/45/20°C	(Btu/H) 75/65/20°C	VOLUME (l)	N-EXPONENT	WEIGHT (kg)
1200	80		T6C60DPX120	2845	5555	9.0	1.31	3.9
1320	80		T6C60DPX132	3130	6111	9.0	1.31	33.8
1400	80		T6C60DPX140	3320	6483	10.0	1.31	35.7
1600	80		T6C60DPX160	3793	7407	11.0	1.31	4.6
1800	80		T6C60DPX180	4269	8336	13.0	1.31	45.6
2000	80		T6C60DPX200	4742	9260	14.0	1.31	5.4
Type 22								
400	105		T6C60DC40	1177	2337	3.0	1.34	13.2
520	105		T6C60DC52	1531	3040	4.0	1.34	16.7
600	105		T6C60DC60	1767	3508	4.0	1.34	18.9
720	105		T6C60DC72	2119	4207	5.0	1.34	22.3
800	105		T6C60DC80	2354	4674	6.0	1.34	24.6
920	105		T6C60DC92	2708	5377	7.0	1.34	28.9
1000	105		T6C60DC100	2943	5845	7.0	1.34	3.4
1120	105		T6C60DC112	3297	6548	8.0	1.34	33.8
1200	105		T6C60DC120	3533	7015	9.0	1.34	36.4
1320	105		T6C60DC132	3885	7715	9.0	1.34	39.5
1400	105		T6C60DC140	4120	8182	10.0	1.34	41.9
1600	105		T6C60DC160	4709	9352	11.0	1.34	47.5
1800	105		T6C60DC180	5297	10519	13.0	1.34	53.3
2000	105		T6C60DC200	5887	11690	14.0	1.34	59.2
2600	105		T6C60DC260	7653	15197	18.0	1.34	76.7