



Data sheet

2026-04-13

Premier HE

Myson Premier HE stylish round top radiators in imperial sizes



- ✓ Stylish, hazard-reducing round top
 - ✓ Impressive heat outputs
 - ✓ Suitable for low temperature systems
 - ✓ Numerous sizes available
 - ✓ Imperial sizes for retrofitting
- Myson **Premier HE** is famous for its round top which not only provides extra safety, but also gives the Premier HE radiator its unique style and good looks. As the only UK panel radiator range offering imperial fitting dimensions, Myson's Premier HE is the perfect panel radiator for retro fitting projects. The Myson Premier Metric offers the same great looks high performance, but in metric sizes. Also available with factory fitted top grille and side panels - see Premier Compact.



Area of application

Premier HE is suitable for 2-pipe pumped indirect domestic and commercial heating applications. Designed for retrofit projects, it features a stylish round top and impressive heat outputs. Available in various sizes, it is perfect for traditional and modern room designs.

Sizing

For selecting or calculating thermal heat power output, please use our design service. For quick selection, use our brochure.

Usage

Premier HE radiators are designed for use on 2-pipe pumped indirect heating systems with a maximum working temperature of 100°C. Each radiator is tested to 7 bar pressure and is suitable for a working pressure of

5.4 bar. Installation should ensure proper alignment with ½" BSP connections and incorporate air vents as needed. Ensure the system is clean and free from debris before and after installation.

AMA Text

The Myson Premier HE panel radiator is a versatile option for 2-pipe pumped indirect domestic and commercial heating applications. Tested to BS EN 442 standards and marked with BS Kitemark, CE, and UKCA, it guarantees quality and safety. Available in 121 sizes, it supports a maximum operating temperature of 100°C and pressures up to 5.4 bar. Premier HE features a unique round top design, ensuring both style and safety, while providing impressive heat outputs. Ideal for retrofitting, it comes with a 10-year warranty and fits traditional or modern room designs with ease. Install with appropriate air vents and ensure system cleanliness for optimal performance.



Specifications

PROPERTIES	UNIT	VALUES
ETIM Class		EC011022
Material		Steel
Type		11, 21, 22
Surface structure		Profiled
Max working pressure	EU570056	54
Number of standard connections		2,4
Heat output according to recognized EN 442 laboratory		Yes
Standard color		Yes
Color		White
Grill/Cover plate		Yes
Grill/Cover plate		Yes
RAL number		9016
Gloss value		Glossy
Thread dimension (inch)		1/2 inch
Thread connection		Internal thread
With single-point connection		Yes
With air vent connection		Yes
With air valve/vent		Yes
With drain option		Yes



Documents

DOCUMENTS	DOCUMENT TYPE	LINK
Myson Complete Solutions - Full Brochure	Brochure	https://asset.productmarketingcloud.com/api/assetstorage/3577_8031f314-369f-4cf3-af0a-a9fc03976b1b
Myson Panel Radiators - range brochure	Brochure	https://asset.productmarketingcloud.com/api/assetstorage/3577_c47ba35e-7d74-4e42-8f64-965cfeec973c
Product Warranty	Warranty	https://asset.productmarketingcloud.com/api/assetstorage/3577_ee6ba5d6-3073-4ac1-8de0-f0c719a2c4ab
Premier HE Connection Options	Installation	https://asset.productmarketingcloud.com/api/assetstorage/3577_f52e0d06-def1-4ee2-8206-e746fe1f63be

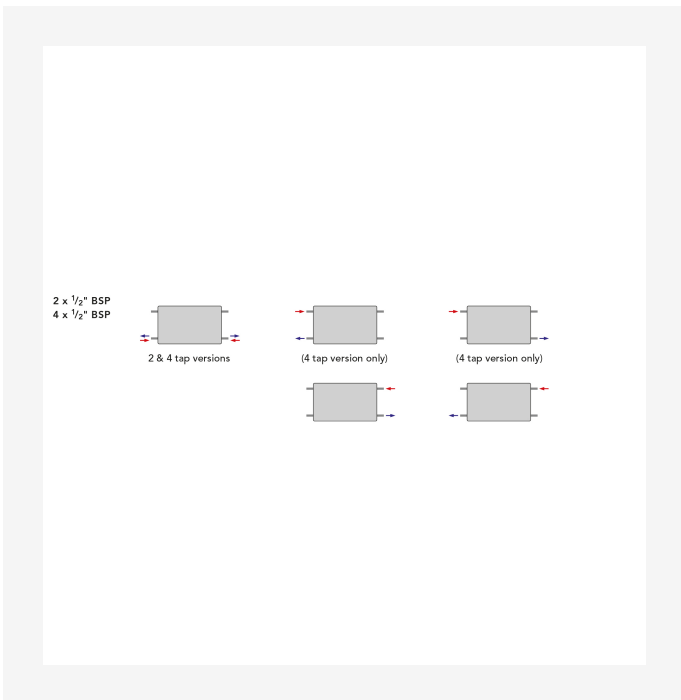


Resources

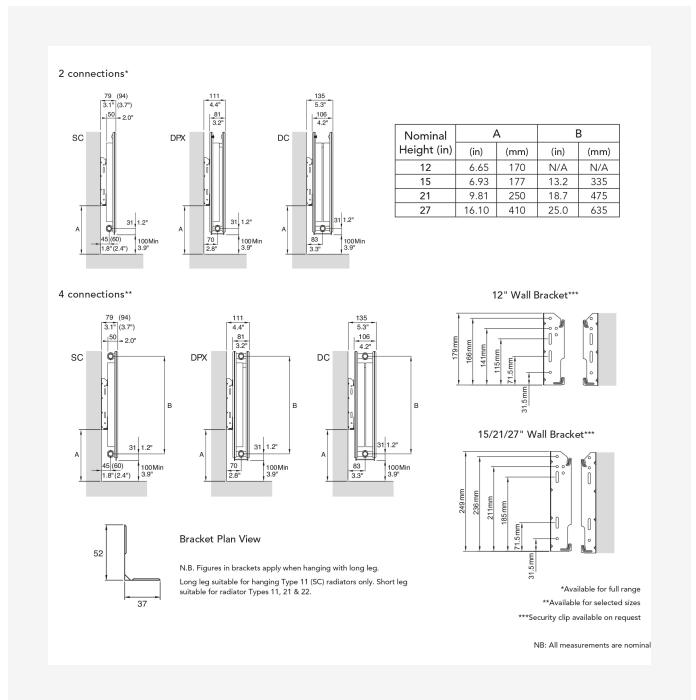


ProductImage - Product Picture

ProductImage - Premier HE



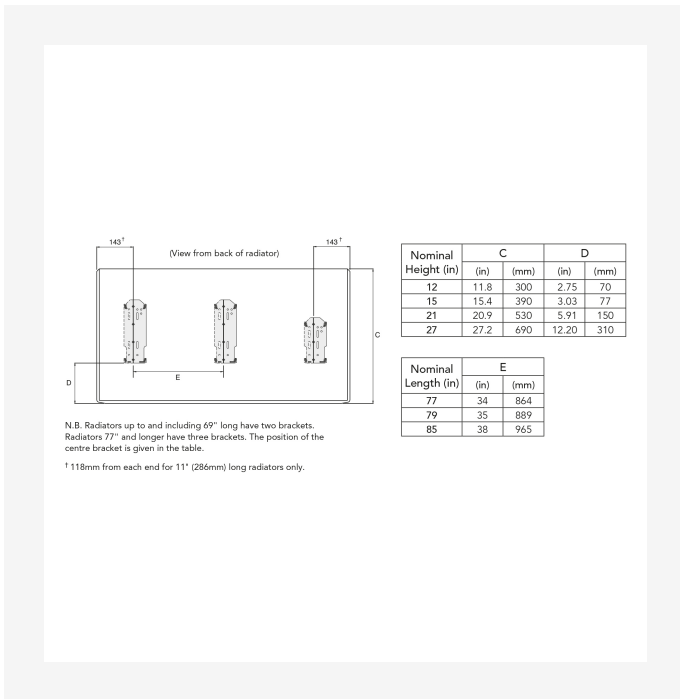
Installation - Premier HE Connection Options



DimensionalDrawing - Premier HE Mounting Positions, Dimensions and Wall Brackets



Resources



Dimensional Drawing - Premier HE Bracket Positions and Dimensions



300

HEIGHT 300 mm	LENGTH	DEPTH	4-TAP	(Btu/H) 55/45/20°C	(Btu/H) 75/65/20°C	VOLUME (l)	N-EXPONENT	WEIGHT (kg)
Type 11								
	400	50	12SC15	356	680	1.0	1.27	3.3
	800	50	12SC31	730	1395	2.0	1.27	6.4
	1200	50	12SC47	1103	2109	3.0	1.27	9.3
	1600	50	12SC63	1477	2824	4.0	1.27	11.9
Type 22								
	800	106	12DC31	1408	2712	5.0	1.28	12.3
	1200	106	12DC47	2129	4098	7.0	1.28	2.2
	1600	106	12DC63	2851	5489	9.0	1.28	24.4
	2000	106	12DC79	3571	6875	12.0	1.28	3.8



390

HEIGHT 390 mm	LENGTH	DEPTH	ITEM NO (LEFT)	ITEM NO (RIGHT)	(Btu/H) 55/45/20°C	(Btu/H) 75/65/20°C	VOLUME (l)	N- EXPONENT	WEIGHT (kg)
Type 11									
	540	50			630	1207	2.0	1.27	5.6
	641	50			748	1433	2.0	1.27	6.8
	743	50			867	1661	2.0	1.27	7.9
	946	50	415SC37	15SC37	1104	2114	3.0	1.27	10.2
	1047	50	415SC41	15SC41	1222	2342	3.0	1.27	1.6
	1149	50	415SC45	15SC45	1340	2568	4.0	1.27	11.7
	1251	50	415SC49	15SC49	1459	2796	4.0	1.27	12.7
	1352	50	415SC53	15SC53	1578	3024	4.0	1.27	13.4
	1454	50			1696	3249	5.0	1.27	14.5
	1556	50			1815	3477	5.0	1.27	15.6
	1759	50			2052	3931	6.0	1.27	17.4
	1962	50			2289	4385	6.0	1.27	19.7
Type 21									
	743	81			1279	2467	5.0	1.28	13.0
	946	81	415DPX37	15DPX37	1629	3141	6.0	1.28	16.5
	1047	81	415DPX41	15DPX41	1805	3479	7.0	1.28	18.5
	1149	81	415DPX45	15DPX45	1979	3815	7.0	1.28	19.8
	1251	81	415DPX49	15DPX49	2154	4153	8.0	1.28	21.3
	1352	81	415DPX53	15DPX53	2330	4492	9.0	1.28	23.1
	1454	81	415DPX57	15DPX57	2504	4827	9.0	1.28	24.9
	1556	81			2680	5166	10.0	1.28	26.6
	1759	81			3029	5840	11.0	1.28	29.9
	1962	81			3379	6514	13.0	1.28	34.0
Type 22									



390

HEIGHT 390 mm	LENGTH	DEPTH	ITEM NO (LEFT)	ITEM NO (RIGHT)	(Btu/H) 55/45/20°C	(Btu/H) 75/65/20°C	VOLUME (l)	N- EXPONENT	WEIGHT (kg)
	540	106			1186	2303	3.0	1.30	1.1
	641	106			1408	2734	4.0	1.30	12.8
	743	106	415DC29	15DC29	1632	3169	5.0	1.30	15.3
	946	106	415DC37	15DC37	2078	4035	6.0	1.30	18.3
	1047	106	415DC41	15DC41	2302	4470	7.0	1.30	21.2
	1149	106	415DC45	15DC45	2524	4900	7.0	1.30	22.7
	1251	106	415DC49	15DC49	2748	5336	8.0	1.30	25.5
	1352	106	415DC53	15DC53	2972	5771	9.0	1.30	26.4
	1454	106			3194	6201	9.0	1.30	28.5
	1556	106			3418	6636	10.0	1.30	3.9
	1759	106			3864	7502	11.0	1.30	34.4
	1962	106			4310	8368	13.0	1.30	38.9
	2165	106			4756	9234	14.0	1.30	43.4



530

HEIGHT 530 mm	LENGTH	DEPTH	ITEM NO (LEFT)	ITEM NO (RIGHT)	(Btu/H) 55/45/20°C	(Btu/H) 75/65/20°C	VOLUME (l)	N- EXPONENT	WEIGHT (kg)
Type 11									
	438	50	421SC17	21SC17	667	1281	2.0	1.28	6.4
	540	50	421SC21	21SC21	822	1579	2.0	1.28	7.9
	641	50	421SC25	21SC25	976	1874	3.0	1.28	9.2
	743	50	421SC29	21SC29	1131	2173	3.0	1.28	1.6
	844	50	421SC33	21SC33	1286	2471	3.0	1.28	11.9
	946	50	421SC37	21SC37	1440	2766	4.0	1.28	13.2
	1047	50	421SC41	21SC41	1595	3064	4.0	1.28	14.5
	1149	50	421SC45	21SC45	1749	3360	5.0	1.28	16.1
	1251	50	421SC49	21SC49	1904	3658	5.0	1.28	17.4
	1352	50	421SC53	21SC53	2059	3956	5.0	1.28	18.9
	1454	50	421SC57	21SC57	2213	4252	6.0	1.28	2.2
	1556	50	421SC61	21SC61	2368	4550	6.0	1.28	21.6
	1759	50	421SC69	21SC69	2677	5143	7.0	1.28	24.3
	1962	50			2986	5737	8.0	1.28	25.6
	2165	50			3295	6331	9.0	1.28	29.2
Type 21									
	438	81	421DPX17	21DPX17	966	1876	4.0	1.30	1.2
	540	81	421DPX21	21DPX21	1191	2312	4.0	1.30	13.6
	641	81	421DPX25	21DPX25	1413	2745	5.0	1.30	15.6
	743	81	421DPX29	21DPX29	1638	3182	6.0	1.30	18.4
	844	81	421DPX33	21DPX33	1863	3618	7.0	1.30	19.9
	946	81	421DPX37	21DPX37	2086	4051	8.0	1.30	22.3
	1047	81	421DPX41	21DPX41	2311	4488	9.0	1.30	24.4
	1149	81	421DPX45	21DPX45	2533	4920	10.0	1.30	26.7



530

HEIGHT 530 mm	LENGTH	DEPTH	ITEM NO (LEFT)	ITEM NO (RIGHT)	(Btu/H) 55/45/20°C	(Btu/H) 75/65/20°C	VOLUME (l)	N- EXPONENT	WEIGHT (kg)
	1251	81	421DPX49	21DPX49	2758	5357	10.0	1.30	29.2
	1352	81	421DPX53	21DPX53	2983	5794	11.0	1.30	32.2
	1454	81			3206	6226	12.0	1.30	34.3
	1556	81			3431	6663	13.0	1.30	36.3
	1759	81			3878	7532	15.0	1.30	4.8
	1962	81			4326	8401	16.0	1.30	45.8
Type 22									
	438	106	421DC17	21DC17	1226	2411	4.0	1.32	12.2
	540	106	421DC21	21DC21	1511	2972	4.0	1.32	15.2
	641	106	421DC25	21DC25	1794	3528	5.0	1.32	18.8
	743	106	421DC29	21DC29	2079	4089	6.0	1.32	21.8
	844	106	421DC33	21DC33	2365	4651	7.0	1.32	23.2
	946	106	421DC37	21DC37	2647	5206	8.0	1.32	26.7
	1047	106	421DC41	21DC41	2933	5768	9.0	1.32	29.2
	1149	106	421DC45	21DC45	3215	6324	10.0	1.32	31.6
	1251	106	421DC49	21DC49	3501	6885	10.0	1.32	34.2
	1352	106	421DC53	21DC53	3786	7446	11.0	1.32	37.3
	1454	106			4069	8002	12.0	1.32	39.8
	1556	106			4354	8564	13.0	1.32	42.5
	1759	106			4922	9681	15.0	1.32	48.0
	1962	106			5490	10798	16.0	1.32	52.5
	2165	106			6058	11915	18.0	1.32	56.0



690

HEIGHT 690 mm	LENGTH	DEPTH	ITEM NO (LEFT)	ITEM NO (RIGHT)	(Btu/H) 55/45/20°C	(Btu/H) 75/65/20°C	VOLUME (l)	N- EXPONENT	WEIGHT (kg)
Type 11									
	286	50	427SC11	27SC11	534	1042	1.0	1.31	5.6
	438	50	427SC17	27SC17	818	1596	2.0	1.31	8.3
	540	50	427SC21	27SC21	1009	1968	3.0	1.31	11
	641	50	427SC25	27SC25	1198	2336	3.0	1.31	11.9
	743	50	427SC29	27SC29	1388	2708	4.0	1.31	13.9
	844	50	427SC33	27SC33	1579	3079	4.0	1.31	15.7
	946	50	427SC37	27SC37	1767	3447	5.0	1.31	17.4
	1047	50	427SC41	27SC41	1958	3819	5.0	1.31	19.3
	1149	50	427SC45	27SC45	2147	4187	6.0	1.31	2.9
	1352	50			2528	4930	7.0	1.31	23.0
	1556	50			2907	5670	8.0	1.31	26.2
	1759	50			3286	6410	9.0	1.31	3.9
Type 21									
	438	81	427DPX17	27DPX17	1198	2343	4.0	1.31	13.9
	540	81	427DPX21	27DPX21	1477	2889	5.0	1.31	16.9
	641	81	427DPX25	27DPX25	1753	3429	6.0	1.31	21
	743	81	427DPX29	27DPX29	2032	3975	7.0	1.31	23.1
	844	81	427DPX33	27DPX33	2311	4521	8.0	1.31	25.9
	946	81	427DPX37	27DPX37	2587	5061	9.0	1.31	29.3
	1047	81			2866	5607	10.0	1.31	32.2
	1149	81			3142	6147	11.0	1.31	35.6
	1352	81			3700	7239	13.0	1.31	41.3
	1556	81			4255	8325	15.0	1.31	47.3
Type 22									



690

HEIGHT 690 mm	LENGTH	DEPTH	ITEM NO (LEFT)	ITEM NO (RIGHT)	(Btu/H) 55/45/20°C	(Btu/H) 75/65/20°C	VOLUME (l)	N- EXPONENT	WEIGHT (kg)
	286	106	427DC11	27DC11	992	1951	3.0	1.32	1.6
	438	106	427DC17	27DC17	1519	2987	4.0	1.32	15.9
	540	106	427DC21	27DC21	1872	3683	5.0	1.32	19.8
	641	106	427DC25	27DC25	2222	4372	6.0	1.32	23.9
	743	106	427DC29	27DC29	2576	5068	7.0	1.32	27.1
	844	106	427DC33	27DC33	2930	5763	8.0	1.32	3.8
	946	106	427DC37	27DC37	3280	6452	9.0	1.32	34.7
	1047	106	427DC41	27DC41	3633	7148	10.0	1.32	38.5
	1149	106	427DC45	27DC45	3984	7837	11.0	1.32	41.7
	1352	106			4691	9228	13.0	1.32	48.9
	1556	106			5395	10613	15.0	1.32	56.2
	1759	106			6099	11997	17.0	1.32	64.2